




FITTINGS AND HOSE REQUIREMENTS


SYNFLEX® N2 NYLON TUBING

Used on older compact steering and engine control systems.






NR 3/8 O.D. X .048 WALL 500 WP

Used on newer compact steering systems. Can be used as return line on any Hynautic manual steering system.



1000 PSIW 5/16 I.D.

Used with compact and regular steering systems using H-20, H-50 and H-60 series helms.



1000 PSIW 3/8 I.D.